

# nox T3<sup>TM</sup>

See The Way Forward



nox medical



# The Nox BodySleep™

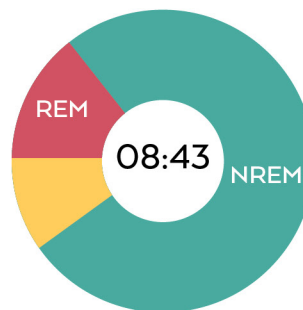
## Estimates Sleep Time by Analyzing Breathing Parameters

The Nox BodySleep utilizes Artificial Intelligence, AI, intended to differentiate 30-second epochs into the REM and NREM sleep states, and Wakefulness. Nox's BodySleep technology estimates sleep states by processing respiratory data through advanced algorithms utilizing Nox calibrated RIP technology.

The Nox BodySleep does not require traditional EEG, EOG and EMG signals typically used to determine changes in brain state during sleep stages. Instead, the algorithm interprets the physiological changes that coincide with changes in the brain, measured with Nox RIP technology and actigraphy.

The physiological basis of how and why The Nox BodySleep is capable of distinguishing sleep states is due to the use of the Nox RIP belts accurately measuring the patient's respiratory movements.

### Sleep Parameters



**Sleep Time: 08:43**  
**Sleep Efficiency: 90,4%**

- REM: 14,5%
- NREM: 75,9%
- Wake: 9,6%



# The Nox RIP Technology

## See The Way Forward to Smart Sleep Technology

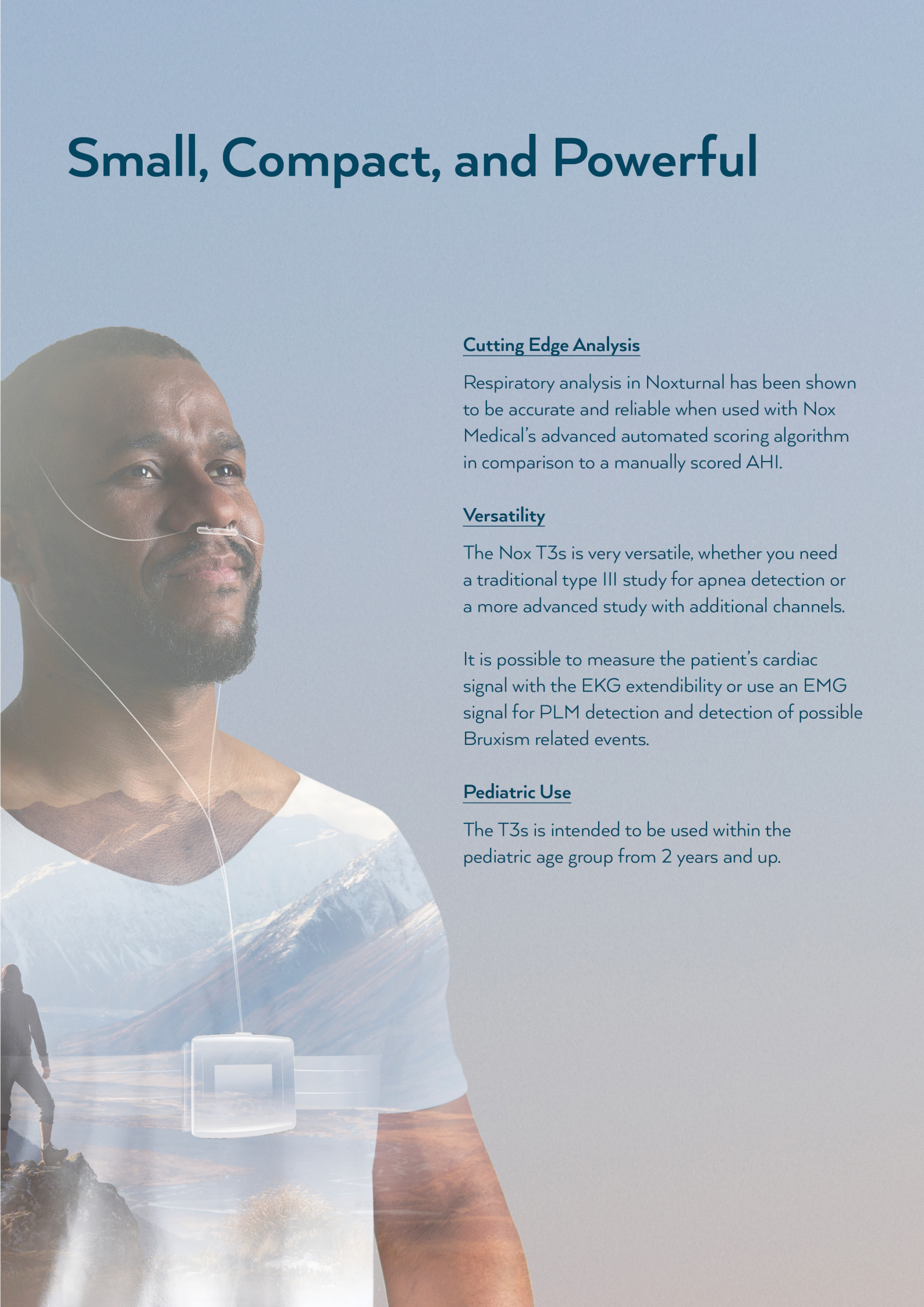
---

The Nox RIP technology is complimented by the design of the Nox RIP belts, sensitive, highly technical inductance plethysmography sensors fastened with thoughtfully designed clips to ensure the belts remain attached to the T3s throughout the night(s).

The calibrated RIP flow is a signal derived from the Nox RIP belts. The calibrated RIP Flow channel can be used as an alternative flow signal in cases where the cannula signal was lost during sleep, or the patient was unable to tolerate the cannula.



# Small, Compact, and Powerful

A man with a beard and short hair is shown from the chest up, looking slightly to the right. He is wearing a white t-shirt and a white nasal cannula. A thin white wire runs from the cannula down his chest, where a small, white, rectangular device is attached. The background is a soft-focus image of a mountain range under a blue sky.

## Cutting Edge Analysis

Respiratory analysis in Noxturnal has been shown to be accurate and reliable when used with Nox Medical's advanced automated scoring algorithm in comparison to a manually scored AHI.

## Versatility

The Nox T3s is very versatile, whether you need a traditional type III study for apnea detection or a more advanced study with additional channels.

It is possible to measure the patient's cardiac signal with the EKG extensibility or use an EMG signal for PLM detection and detection of possible Bruxism related events.

## Pediatric Use

The T3s is intended to be used within the pediatric age group from 2 years and up.

# See The Way Forward to Advanced Sleep Diagnostics

- » The Nox RIP - 200Hz Sampling Frequency
- » Bluetooth® BLE 5.0
- » 4GB Storage Capacity
- » 65 g  $\pm$  5 g (without battery)  
(68 mm W, 62 mm H, 26 mm D)
- » USB-C
- » 24 hour recording time with 1x AA Battery
- » 2 Integrated High-Resolution Bipolar Channels
- » Integrated Microphone
- » Pressure Sensor
- » Tamper Proof Battery Lid




# Technical Specifications

## Nox T3s Device and Software

Signal Specifications:	
Available Signals	Thorax and Abdomen RIP, Nasal pressure/Mask pressure, Snore Signal, Audio and snoring channel, 2 bipolar channels, Position, Activity, SpO2, pulse, plethysmography, and more.
Bipolar Channels	Touch-proof connector 1 mm keyhole connector, $\pm 1024$ mVp-p input range AC, $< 3$ $\mu$ V RMS noise
Flow/Pressure Signal	$\pm 100$ cmH2O input pressure range, DC-80Hz, 200 Hz sampling frequency, $< 1$ mmH2O noise
Activity/Position Signals	$> 1$ Internal 3 axis, $\pm 2$ g
Sound Signals	8kHz sampling, Internal 3.6 kHz bandwidth, 24-bit ADC
3x Activity/Position Channel	Internal 3 axis, $\pm 2$ g
Sound Signals	Internal 3.5 kHz bandwidth, 8000Hz sample rate
Wireless Interface	Bluetooth® V5.0 Low Energy - wireless interface for external devices
Performance Specifications:	
Storage Capacity	4 GB
Recording Time	24 hours with 1x AA Battery (new Lithium battery)
PC Communications	USB 2.0 hi-speed
Physical Specifications:	
Power Source	One 1.5V AA battery during recording; Host PC USB during data download
Battery Type	Alkaline primary, Lithium primary, nickel-metal hydride rechargeable (NiMH)
Battery Cover	Tamper proof and locked
Device Dimension	68 mm W x 62 mm H x 26 mm D
Weight	$65 \pm 5$ g without battery
Display	Type OLED—Dimensions 19 x 35 mm, resolution 128 x 64 dots
USB 2.0 Connection	USB-Mini type C

## Software:

Minimum PC Requirements	
	Windows 8 and higher Processor: X64 based Intel or AMD, 1.7 GHz or faster 2GB RAM, 4 GB of free disk space Resolution: 1024 x 768 or higher



Distributed by:

CE 2797

Manufactured by: Nox Medical | Katrinartuni 2 | 105 Reykjavik | Iceland | +(354) 570 7170 | info@noxmedical.com | noxmedical.com