

# Product Portfolio

---



nox T3s™ | nox A1s™

# Nox T3s™ - See The Way Forward

---

The Nox T3s is a powerful Type III HST that is simple to use and cost-effective with robust data collection. By combining smart technology in a single device, clinicians now have a better way to test, analyze, and treat their patients.



Scan the QR code with your mobile device and watch how the Nox T3s works

## Smart, Compact, Powerful

---

- » Advanced Nox RIP technology can be used as a primary flow measurement.
- » The Nox T3s is intended for use on ages two years old and above.
- » 24 channels (15 Recorded Channels, 9 Derived Channels).
- » Two integrated and redundant methods for recording snore.
- » Two customizable bi-polar channels (ECG, EMG, EOG, EEG).
- » 24 hour recording time with 1x AA Battery.
- » 4GB storage capacity for multiple night studies.
- » Powerful and user friendly software with auto-scoring and manual scoring.
- » Chain of Custody Assurance available.
- » Single patient use RIP - belts and filtered nasal cannula reduce the risk of cross-infection.



Scan the QR code with your mobile device and watch T3s video

# The Nox BodySleep™

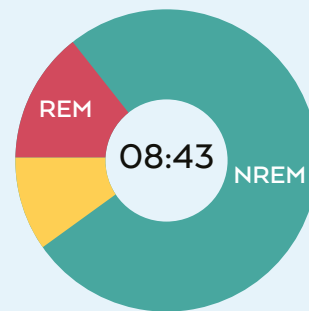
## Estimates Sleep Time by Analyzing Breathing Parameters

The Nox BodySleep utilizes Artificial Intelligence, AI, intended to differentiate 30-second epochs into the REM and NREM sleep states, and Wakefulness. Nox's BodySleep technology estimates sleep states by processing respiratory data through advanced algorithms utilizing Nox calibrated RIP technology.

The Nox BodySleep does not require traditional EEG, EOG and EMG signals typically used to determine changes in brain state during sleep stages. Instead, the algorithm interprets the physiological changes that coincide with changes in the brain, measured with Nox RIP technology and actigraphy.

The physiological basis of how and why The Nox BodySleep is capable of distinguishing sleepstates is due to the use of the Nox RIP belts accurately measuring the patient's respiratory movements.

### Sleep Parameters



Sleep Time: **08:43**  
Sleep Efficiency: **90,4%**

- REM: 14,5%
- NREM: 75,9%
- Wake: 9,6%

# Nox A1s™

## A true Hospital-to-Home PSG

The Nox A1s PSG system is a true Hospital-to-Home sleep diagnostic system with wireless design and revolutionary versatility. The new Nox A1s system is a more evolved solution, able to perform level I, level II, and level III sleep studies to test and diagnose more diverse patient populations.



Scan the QR code with your mobile device and watch how the Nox A1s works

## Flexible PSG System with High-Quality Signals

- » Small and lightweight PSG recorder designed with patient comfort in mind.
- » High-quality signals both in Type I in-lab setting, and Type II home unattended setting.
- » Complete PSG system with integrated RIP and PTAF that fits in the palm of your hand.
- » Built-in redundancy and advancements in technology integration for low failure rates.

## The Noxturnal App

Bedside control for increased efficiency during patient hookup and calibrations with the Noxturnal Android™ Application.

- » Perform bio calibration and impedance checks next to patient.
- » Review signal quality of sensors.
- » View live tracings.
- » Runs on the Android™ platform.
- » Wireless connection to the tablet is encrypted.





# Complete PSG system - Meeting AASM standards for in-lab studies

---

With the Nox A1s System, the clinician has all the necessary channels satisfying the AASM criteria for in-lab PSG studies. The Nox A1s together with the Nox C1 Access Point can be used to monitor and score sleep recordings in real time within a clinical setting. With the Nox A1s system the cables are minimized and customizable so the patient is not tethered to the bed.

## Advanced Technology

---

- » High-quality signals for Type I in-lab setting.
- » 10 unipolar inputs for EOG and EEG.
- » 3 unipolar EMG sub-mental inputs.
- » 4 configurable bipolar inputs (Thermistor, ECG, EMG).
- » Built-in Bluetooth® BLE 5.0 technology.
- » Sound from a built-in microphone.
- » Pressure from mask and nasal cannula.
- » Position and activity from built-in 3D acceleration sensor.
- » Integrated Nox RIP Technology (calibrated).
- » Pulse, SpO2, and pleth waveform from a Bluetooth® enabled oximeter.
- » Minimum of 10 hours recording time on a single AA battery.

## Nox C1 Access Point

---

- » Allows recorded signals from the Nox A1s to wirelessly transmit to the control room.
- » 12 DC inputs.
- » Built in Differential Pressure Sensor.
- » 2 x USB Ports.
- » 2 x RS-232 Serial Ports.
- » LAN port.
- » Ambient Light Sensor.



# Noxturnal Software

---

The Noxturnal software is a multi-functional platform that unleashes the full potential of the Nox A1s along with the Nox T3s. Offering study configuration, automatic analysis, scoring, and advanced reporting tools, Noxturnal is a powerful tool in the hands of any clinician.



## Powerful and User-Friendly Software

---

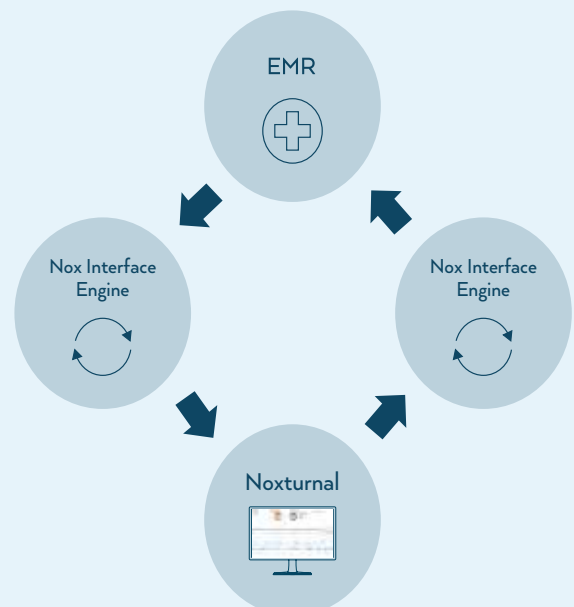
- » Accurate and reliable automatic scoring analysis.
- » Customizable workspace layouts and event types.
- » Single click scoring.
- » Easily customizable reports include tables, graphs, and narrative interpretation.
- » Import or export EDF format.
- » Continuous monitoring of impedances
- » Recording results window provides a quick glance signal and result overview.
- » Single software platform runs all Nox Medical's sleep devices

## Noxturnal EMR Interface

---

The Noxturnal EMR Interface is a single solution for connecting all of your Nox Medical devices.

- » HL7 connection.
- » Bi-directional EMR interface.
- » PDF reports can be exported.
- » Connects to all major EMR systems.



# Technical Specifications

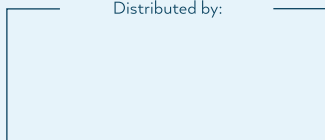
## Nox T3s Device and Software

Signal Specifications:	
Available Signals	Thorax and abdomen RIP, nasal pressure/mask pressure, snore signal, audio and snoring channel, 2 bipolar channels, position, activity, SpO2, pulse, plethysmography, and more.
Bipolar Channels	Touch-proof connector 1 mm keyhole connector, $\pm 1024$ mVp-p input range AC, $< 3 \mu\text{V}$ RMS noise, 32 bit resolution
Flow/Pressure Signal	$\pm 100$ cmH2O input pressure range, DC-80Hz, 200 Hz sampling frequency, $< 1$ mmH2O noise
Activity/Position Signals	Internal 3 axis, $\pm 2$ g
Sound Signals	8kHz sampling rate, 3.5kHz bandwidth, 16-bit ADC
Wireless Interface	Bluetooth® V5.0 low energy - wireless interface for external devices
Performance Specifications:	
Storage Capacity	4 GB
Recording Time	24 hours with 1x AA battery (new lithium battery)
PC Communications	USB 2.0 hi-speed
Physical Specifications:	
Power Source	One 1.5V AA battery during recording; Host PC USB during data download
Battery Type	Alkaline primary, lithium primary, nickel-metal hydride rechargeable (NiMH)
Battery Cover	Tamper proof and locked
Device Dimension	2.68 in W x 2.44 in H x 1.02 in D
Weight	0.15 lbs $\pm$ 0.01 lbs without battery
Display	Type OLED—dimensions 0.75 in x 1.38 in, resolution 128 x 64 dots USB 2.0 connection - USB-mini type C
USB 2.0 Connection	USB-mini type C

## Software:

Minimum PC Requirements	
	Windows 8 and higher Processor: X64 based Intel or AMD, 1.7 GHz or faster 2GB RAM, 4 GB of free disk space Resolution: 1024 x 768 or higher

Distributed by:



CE 2797

Manufactured by: Nox Medical | Katrinartuni 2 | 105 Reykjavik | Iceland | +(354) 570 7170 | info@noxmedical.com | noxmedical.com

# Technical Specifications

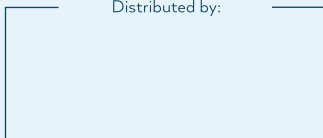
## Nox A1s Device and Software

Signal Specifications:	
Available Signals	Thorax and Abdomen RIP, Nasal pressure/Mask pressure, Snore Signal, Audio and snoring channel, 13 unipolar channels, 4 bipolar channels, Position, Activity, SpO2, pulse, plethysmography, and more.
Bipolar Channels	4x Bipolar Channels Keyhole connector, $\pm 1024\text{mV}$ input range, $< 3 \mu\text{Vrms}$ noise, 512 kHz sampling rate, 24-bit ADC
Unipolar Channels	13x Unipolar Channels - Touch proof connector DIN 42-802, $\pm 3.2\text{mV}$ input range $< 1 \mu\text{Vrms}$ noise, 512 kHz sampling rate
Flow/Pressure Signal	2x RIP Channels Thorax and abdomen respiratory inductance plethysmography, 200 Hz Sampling, 1x Flow/Pressure Channel $-5\text{cmH}_2\text{O}$ to $+50\text{cmH}_2\text{O}$ input pressure range, DC-80 Hz, $< 1 \text{mmH}_2\text{O}$ noise
Activity/Position Signals	Internal 3 axis, $\pm 2 \text{g}$
Sound Signals	1MHz sampling, internal 8 kHz bandwidth
Wireless Interface	Bluetooth® V5.0 BLE wireless interface for external devices
Ambient Light	1 Hz
Performance Specifications:	
Storage Capacity	4 GB
Recording Time	20-30 hours with new lithium battery
PC Communications	USB 2.0 hi-speed
Physical Specifications:	
Power Source	One 1.5VAA battery during recording; Host PC USB during data download
Battery Type	Nickel-metal hydride rechargeable (NiMH), lithium and alkaline
Battery Cover	Tamper proof and locked
Device Dimension	82 mm W x 62 mm H x 26 mm D (3.2 in W x 2.44 in H x 1.02 in D)
Weight	Weight 92 g (120g with battery)
Display	OLED-dimensions 19 x 35 mm (0.75 x 1.38 in), resolution 128 x 64 dots
USB Connection	USB Type C

## Software:

Minimum PC Requirements	
	Windows 8.1 and higher Processor: X64 based Intel or AMD, 1.7 GHz or faster 2GB RAM, 4 GB of free disk space Resolution: 1024 x 768 or higher

Distributed by:



CE 2797

Manufactured by: Nox Medical | Katrinartuni 2 | 105 Reykjavik | Iceland | +(354) 570 7170 | info@noxmedical.com | noxmedical.com