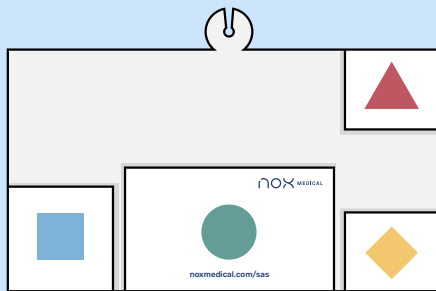



Prepare Nox A1s with SAS for set-up with the Nox Disposable Carton




The Nox Disposable Carton allows for simple and efficient patient set-up. The Nox disposable carton has:

- Attachment point for the Nox A1s recorder.
- Green circle pocket for the Nox SAS Head Cable.
- ◆ Yellow diamond pocket for the abdominal Nox RIP belt and Nox abdomen cable.
- ▲ Red triangle pocket for the thoracic RIP belt.
- Blue square pocket for the nasal Cannula.

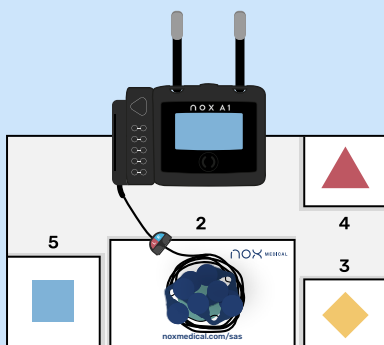


Configure the Nox A1s for SAS and insert a fresh or fully charged battery.

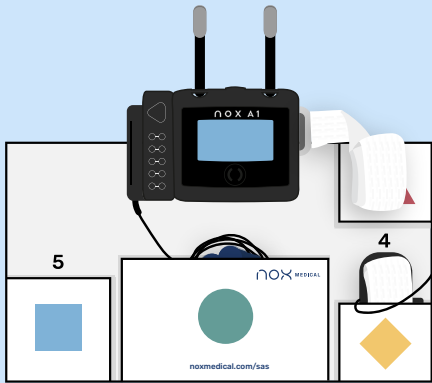
Attach the Nox SAS disposable carton to the Nox A1s at the center of the device on the lower gold electrode.



Secure the Nox A1s set-up sheet by attaching the Nox Abdomen Cable connector cable onto the Nox A1s recorder. Make sure the cable extends downwards from the recorder as per usual installation.



Attach the Nox SAS Head cable to the Nox A1s. Bundle the Nox SAS Head Cable connector to fit into the green circle pocket. Leave out the connector for the two Nox SAS body cables so these can be connected in a later step.



Prepare the abdomen RIP belt by attaching one end of the RIP belt to the connector. Wrap the white belt around the abdomen connector and store in the yellow diamond pocket.

Prepare the chest RIP belt by connecting one end to the connector on the back of the Nox A1s recorder as per usual. Place the rolled-up chest RIP belt in the pocket labeled with the Red triangle.



Next prepare the nasal cannula. Make a small hole in the bag to allow the filter to connect to the Nox A1s. Connect the nasal cannula to the Nox A1s and store the bag in the pocket labeled with the Blue square.

Attach the Nox A1s neck band to the clamps on top of the device.



Place 1 x Red Nox SAS Body Cable and 1x Blue Nox SAS Body Cable into the Nox Carry Case.

Place the prepared Nox SAS setup in the bag. Place a pulse oximeter in the bag.

Check to ensure that Nox SAS Disposable Carton contains:

- 1x Nox A1s recorder: configured, and containing a new or charged AA battery.
- 1x Nonin Oximeter.
- 1x Nox Nasal cannula connected to the Nox A1s.
- 1x Nox SAS Head Cable connected to the Nox A1s.
- 2x Nox SAS Body Cables
- 1x RIP connector cable connected to the Nox A1s.
- 1x Abdomen RIP belt with one end connected to the RIP connector cable.
- 1x Chest RIP belt with one end connected to the Nox A1s recorder.
- 1x Neck band fixed to the Nox A1s recorder with the 2 clamps on the recorder.