

Product Portfolio



The Nox RIP Belts

Foundational Piece of Every Nox Diagnostic Test



When a patient undergoes a sleep study with Nox Medical's diagnostic equipment, whether at home or in the lab, the patient's breathing throughout the night is recorded with the patented Nox respiratory inductance plethysmograph (RIP) belts.

- Patented, automatic, continuously calibrated RIP, meaning that there is no need for time-consuming and disruptive manual calibration to address position changes during the sleep study.
- Reliable backup signal for cannula flow^{1,2,3}
- Single patient-use for high signal quality and hygienic operation.

1. Chang Y, Xu L, Han F, Keenan BT, Kneeland-Szanto E, Zhang R, Zhang W, Yu Y, Zuo Y, Pack AI, Kuna ST. Validation of the Nox-T3 portable monitor for diagnosis of obstructive sleep apnea in patients with chronic obstructive pulmonary disease. *J Clin Sleep Med.* 2019;15(4):587-596. <https://doi.org/10.5664/jcsm.7720>
2. Magalang UJ, Johns JN, Wood KA, Mindel JW, Lim DC, Bittencourt LR, Chen NH, Cistulli PA, Gíslason T, Arnardottir ES, Penzel T, Tufik S, Pack AI. Home sleep apnea testing: comparison of manual and automated scoring across international sleep centers. *Sleep Breath.* 2019 Mar;23(1):25-31. doi: 10.1007/s11325-018-1715-6.
3. Xu L, Han F, Keenan BT, Kneeland-Szanto E, Yan H, Dong X, Chang Y, Zhao L, Zhang X, Li J, Pack AI, Kuna ST. Validation of the Nox-T3 Portable Monitor for Diagnosis of Obstructive Sleep Apnea in Chinese Adults. *J Clin Sleep Med.* 2017 May 15;13(5):675-683. doi: 10.5664/jcsm.6582.

Nox Medical is Leading the Way with Artificial Intelligence

Data scientists at Nox Medical are leading the charge in sleep medicine's AI revolution, dedicating their efforts to developing innovative algorithms that enhance our understanding of sleep disorders, elevate patient care and increase efficiency in sleep lab operations.

- AI algorithms backed by multiple research studies
- Data from diverse geographic regions are used to validate AI algorithms
- The Noxturnal software incorporates a wide range of AI algorithms, including sleep staging, apnea hypopnea index (AHI), oxygen desaturation, respiratory events, and periodic limb movement scoring.

Nox Medical: A Vision for the Future of Sleep Medicine

Wake up to a brighter world

Nox Medical is a global leader in the science of sleep, transforming millions of patients' lives through streamlined diagnostic care, comfort, and accurate diagnoses. By addressing common diagnostic pain points with easy-to-use sleep diagnostic technology that prioritizes patient comfort and reliable results, Nox Medical enables sleep healthcare providers to work more efficiently and streamline operations, ultimately enhancing the assessment, diagnosis, and treatment of the full spectrum of sleep health issues.



Scan the QR code with your mobile device and watch how Tampa General Hospital uses Nox diagnostic equipment for all their sleep lab needs



Nox A1s PSG System

Built for the lab, ready for the home

The Nox A1s is a tether-free PSG system that is engineered for simplified setup, enhanced patient comfort, and optimized in-lab workflow while also offering flexibility for at-home PSG testing.

- » Meets the AASM standards for full in-laboratory PSG testing.
- » Lightweight, tether-free cable design that optimizes patient comfort and integrates all necessary EEG signals into a single cable, eliminating the traditional headbox.
- » Integrated RIP, PTAF, snore microphone, and body position technology for more streamlined operations and reduced setup time.



- » Uniquely designed to bring the capabilities of an in-lab PSG test to unattended home settings.
- » The Noxturnal Android app is a powerful tool for bedside control, offering bio-calibration, impedance checks, and live trace viewing while communicating directly with the patient.



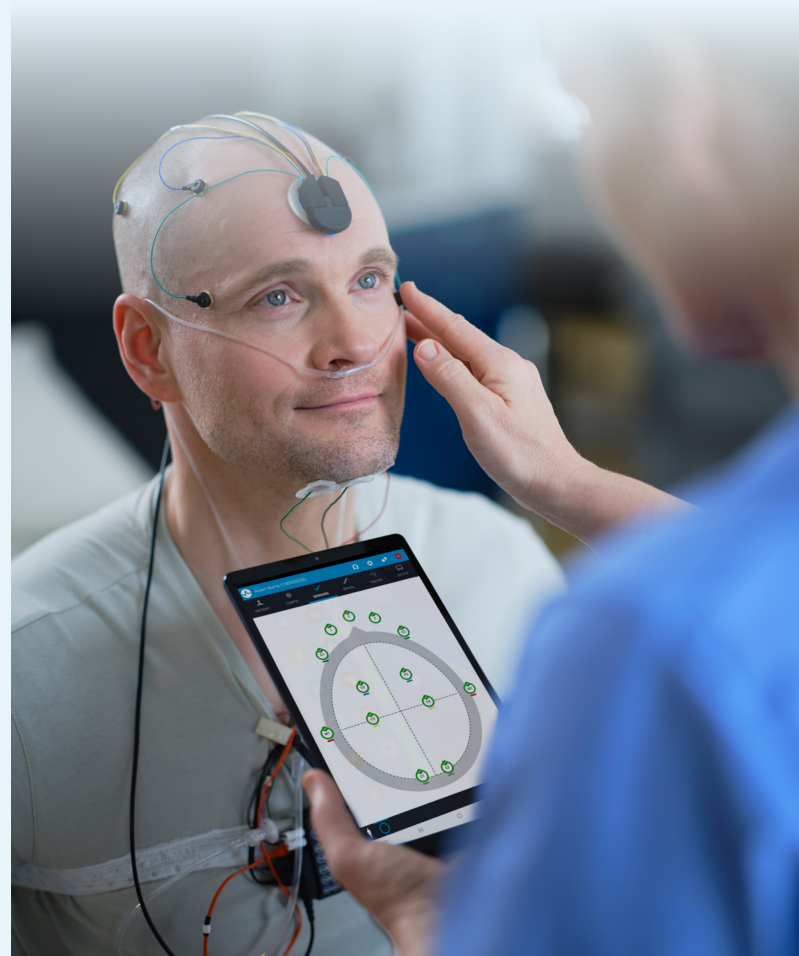
Nox A1s Technical Specifications

<https://noxmedical.com/technical-specifications-a1s/>

Nox C1 Access Point

The Nox C1 Access Point is a wireless access point that enables measurement, receiving and streaming of physiological signals during sleep. The Nox C1 is intended to be used with the Nox A1s system to enable in-lab functionality of the system and allow for up to 12 auxiliary DC input channels.

- » Allows recorded signals from the Nox A1s to wirelessly transmit to the control room.
- » 2 x RS-232 Serial Ports.
- » LAN port.
- » Ambient Light Sensor.



Nox T3s HSAT System

See Everything at Once

The Nox T3s is a durable and cost-effective Type III home sleep test, designed for simplicity and robust data collection. It directly detects sleep and breathing disorders and features a patient-friendly setup. The lightweight and comfortable sleep recorder is known for its proven reliability.




Nox T3s Technical Specifications

<https://noxmedical.com/technical-specifications-t3s/>



- Intended for adult patients and pediatric patient populations greater than 2 years of age.
- 24 channels (15 Recorded Channels, auto-scoring and manual scoring. 9 Derived signals).
- Two customizable bi-polar channels (ECG, EMG, EOG, EEG).
- Two integrated methods for recording snoring.
- 24-hour recording time with 1x AA battery and 4GB storage capacity for multiple night studies
- Advanced Nox RIP technology can be used as a primary flow measurement.
- Chain of Custody Assurance available.

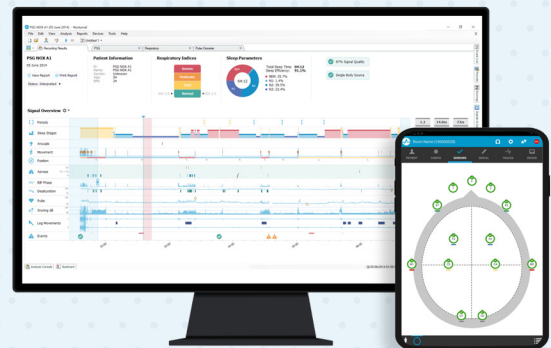


Unlocking the Full Potential of Nox Diagnostic Technology

Noxturnal Software for scoring, analyzing and interpreting sleep studies

The Noxturnal software unleashes the full potential of the Nox A1s and Nox T3s sleep recorders. Offering study configuration, automatic analysis, scoring, and advanced reporting tools, Noxturnal is a powerful tool in the hands of any clinician. Noxturnal is included with all Nox diagnostic testing systems at no additional cost and does not require licenses.

- Full-featured raw data analysis and scoring.
- Powerful and flexible reporting capabilities to meet physician requirements.
- Accurate and reliable automatic scoring analysis to aid diagnosis of sleep disorders.
- Easily customizable reports include tables, graphs, and narrative interpretation with support for 3 and 4% hypopnea reporting.
- Allows for customized MSLT and MWT sleep studies, split night and titration studies.
- Import or export EDF format.
- Continuous monitoring of impedances.
- Single click scoring.



Noxturnal EMR Interface

The Noxturnal EMR Interface is a single solution for connecting all your Nox Medical devices.

- HL7 connection.
- PDF reports can be exported.
- Bi-directional EMR interface.
- Connects to all major EMR systems.



Customer Support That You Can Count on

Years of Experience in Sleep and Support

Many Nox customers have come to know the unprecedented support that we provide when implementing new Nox devices and Noxturnal software. Overall, we make customer support simple and straightforward.

The Nox Medical customer support team is United States-based and staffed by registered sleep technologists and experienced IT professionals. The support team is available seven days per week, 24 hours per day, by phone and email. Our support extends beyond the warranty period of the equipment for the life of the device.

844 4SLEEP6 or 844-475-3376
and support@noxmedical.com



CE 2797

Caution: US federal law restricts this device to sale by, or on the order of a licensed medical practitioner

US Address: 100 Kimball Place | Suite 100 | Alpharetta, GA 30009 | United States

Manufactured by: Nox Medical | Katrinartún 2 | 105 Reykjavík | Iceland | +(354) 570 7170 | info@noxmedical.com | noxmedical.com