

# Nox Solutions Portfolio

nox A1®

nox T3®

noxturnal®

nox CONNECT™

# Nox RIP Technology

## Redefining Accuracy in Sleep Diagnostics



When a patient undergoes a sleep study with Nox Medical's diagnostic equipment, whether at home or in the lab, the patient's breathing throughout the night is recorded with the patented Nox respiratory inductance plethysmograph (RIP) belts.

## Nox Flow™

Accurate diagnosis starts with measuring what matters: real airflow. Powered by a calibrated RIP flow signal, Nox Flow delivers deeper insight into the mechanics of breathing—capturing true flow and effort to support confident, conclusive decisions across all care settings.

- **Real respiratory airflow** through calibrated Nox RIP technology that performs on par with pneumotachography<sup>1,2</sup>
- **Designed for diagnostic clarity** across wide range of patient populations regardless of comorbidities, skin color, or gender<sup>3</sup>
- **Consistent performance:** Nox RIP signals remain unaffected by vascular pathologies or external artifacts, common in patients with cardiovascular, autonomic, or peripheral circulatory dysfunction
- **No manual Calibration:** Nox RIP signals are continuously self-calibrating, reducing setup complexity and operator error<sup>4</sup>
- **Sensor design:** Comfortable, single-patient use belts that retain signal quality<sup>5</sup>

---

1 Finnsson et al. Poster presented at: World Sleep 2019; Vancouver, Canada.

2 Finnsson et al. Sleep Med. 2019;64(suppl 1):S115-S116.

3 FDA cleared software medical device DeepResp K241960.

4 Höskuldsson et al., US Patent App. US 2023/0200677 A1, July 2023

5 Montazeri et al., Sleep Breath. 2021;25(3):1535-1541. doi:10.1007/s11325-020-02268-x

# NOX A1<sup>®</sup>

Built for the Lab.  
Ready for the Home.



The Nox A1 PSG system redefines clinical efficiency with its tether-free, lightweight design—enhancing patient comfort while streamlining setup. By minimizing cables, and integrating essential components, it enables faster setup, reduces operational overhead, and elevates the diagnostic experience for both patients and providers.

- » **High Signal Quality:** Meets the AASM standards for full in-laboratory PSG testing
- » **Tether-Free Setup:** All necessary EEG signals are delivered through a single integrated cable—eliminating the traditional headbox
- » **Type I and II System:** For in-lab PSG and unattended home studies—no extra hardware or licenses required
- » **Fully Integrated Sensors:** RIP, PTAF, snore mic, and body position
- » **Built for Comfort:** The wireless design allows patients to move more freely and rest more comfortably
- » **AI-Enhanced Scoring:** PSG arousal scoring and sleep staging, available through Nox Connect, enhances scoring efficiency<sup>6</sup>
- » **Advanced EEG:** integrates with Lifelines R40 amplifier for full 10–20 referential and bipolar EEG recordings, plus additional bipolar channels for complex clinical needs
- » **Smart Features:** Real-time monitoring, bedside bio-calibration with Android tablet app
- » **Inclusive and Accessible:** Approved for all age groups in the U.S



**Nox A1 Technical Specifications:**  
<https://noxmedical.com/technical-specifications-a1s/>



## Nox SAS<sup>™</sup> PSG Solution

The Nox SAS smart cable, paired with the latest Nox A1s recorder, enables full PSG<sup>7</sup> studies with streamlined efficiency. It captures all standard physiological signals—EEG, EOG, EMG, and ECG—with high sleep stage agreement compared to conventional PSG. Designed for simplicity, Nox SAS supports faster in-lab setups or patient-applied home PSG studies.

<sup>6</sup> AI algorithm part of FDA cleared software medical device DeepResp K241960

<sup>7</sup> Punjabi et al., Sleep, 2018; 41:A122. doi:10.1093/sleep/zsy061.318



# Connected Teams. Intelligent Insights

Today's sleep labs face growing demands for efficiency, accuracy, and remote accessibility—all while maintaining the highest standards of patient care and data security. By streamlining patient management, PSG and HSAT testing, and diagnostic workflows, a cloud-connected platform can transform daily operations. As a centralized platform to access AI-powered tools, it unlocks deeper diagnostic insights and greater confidence in interpretation. With secure, real-time access to connected sleep data, enhanced scoring efficiency, and built-in collaboration tools, labs can reduce operational costs and deliver more informed, patient-centered care. That's the power behind Nox Connect.

- » Centralized data management with industry-leading security standards
- » Connected teams and workflows for operational efficiency
- » AI-assisted scoring and insights that elevate clinical accuracy<sup>8</sup>
- » Web-based scoring and interpretation enables real-time access to data and supports collaboration<sup>9</sup>
- » Cloud infrastructure that simplifies scaling and reduces IT friction

<sup>8</sup> FDA 510(k) Summary - DeepRESP K241960

<sup>9</sup> Noxturnal Web is a medical device cleared for clinical use by the FDA



# NOX T3<sup>®</sup>

## Built on Precision. Powered by Physiology

The Nox T3 is a clinically trusted home sleep system that delivers real respiratory flow data. Designed for simplicity, reliability, and clinical depth, it equips sleep professionals with the actionable insights needed to diagnose with confidence and care for a broader, more diverse patient population.



**Nox Flow™:** real respiratory flow measurement using patented RIP technology

**Extensive Signals:** with body position and 3-axis actigraphy, SpO<sub>2</sub>, pulse, and plethysmography, dual integrated snoring detection

## Nox Home Sleep Testing Service

Available through the Nox Connect platform, Nox HST Service gives your practice the ability to scale access to diagnostics—without sacrificing the clinical quality that sleep medicine demands. Built on the trusted Nox T3 system, this service delivers real physiological data, AI-enhanced scoring, and streamlined logistics from start to finish.



- >> **Total Sleep Time:** available in Noxturnal Software
- >> **Engineered for Accuracy:** across diverse populations, including women, younger individuals, and those with chronic or comorbid conditions
- >> **Clinically Proven:** in studies on patients with cardiovascular disease, COPD, stroke, and more
- >> **AI-Enhanced Scoring:** Nox BodySleep™, available in Noxturnal Web, supports more conclusive HSAT and strengthens diagnostic confidence across a wider range of patient populations<sup>2</sup>
- >> **Inclusive by Design:** Pediatric-ready for patients 2 years and older and no contraindications in intended use



**Nox T3s Technical Specifications:**  
<https://noxmedical.com/technical-specifications-t3s/>



# noxturnal® - Software

## The Foundation of Nox's Diagnostic Excellence.



Noxturnal is the analytical backbone of Nox diagnostic systems, built for accurate and efficient sleep study scoring, interpretation, and reporting—now available as both a desktop application and a cloud-based version via Nox Connect—Noxturnal Web™.

- **Faster workflows** through configurable templates, automated scoring, and smart review tools
- **Integrated AI insights** that enhance scoring accuracy and reduce interpretation time
- **Clinician control** with full-featured raw data analysis and scoring, transparent algorithms and manual scoring capabilities
- **Clear, customizable reports** aligned with AASM standards for streamlined interpretation. 3 and 4% hypopnea reporting support
- Supports customized **MSLT and MWT sleep studies**, as well as **split night** and **titration studies**

## Artificial Intelligence That Drives Clinical Confidence

When Nox sleep tests are paired with advanced AI, scoring becomes more efficient and interpretation becomes clearer and more clinically meaningful.

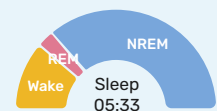
### Nox AI Scoring

Noxturnal Web includes FDA-cleared Nox AI Scoring tools designed to support clinical decision-making. These include advanced parameters such as Nox BodySleep™, OSA Endotyping, Hypoxic Burden, and Ventilatory Burden—delivering deeper, data-driven insights to enhance diagnostic confidence and care planning.

#### ☰ Scoring

Recorded Hours	Hours in Sleep	Sleep Efficiency	AHI	ODI	Pulse Min	Pulse Max	SpO2 Min	Arousal Index
07:09	05:33	78%	55.7	55.7	67	112	89%	36

	Duration	Percentage
Wake	95.5 m	18.7%
REM	24.9 m	5.9%
NREM	309.0 m	75.5%



**Nox AI Scoring gives clinicians nearly five times<sup>10</sup> better discrimination in telling true cases of mild sleep apnea from false ones—offering clearer answers and greater confidence than other non-airflow home tests<sup>11</sup>**

Accuracy: 92.5% AHI >= 5 and 84.7% AHI >= 15. Validation data referenced from FDA 510(k) application K241960 (DeepRESP) submitted by Nox Medical, 2024.  
Iftikhar et al. J Clin Sleep Med 18, 1093 (2022). DOI: 10.5664/jcsm.9808.



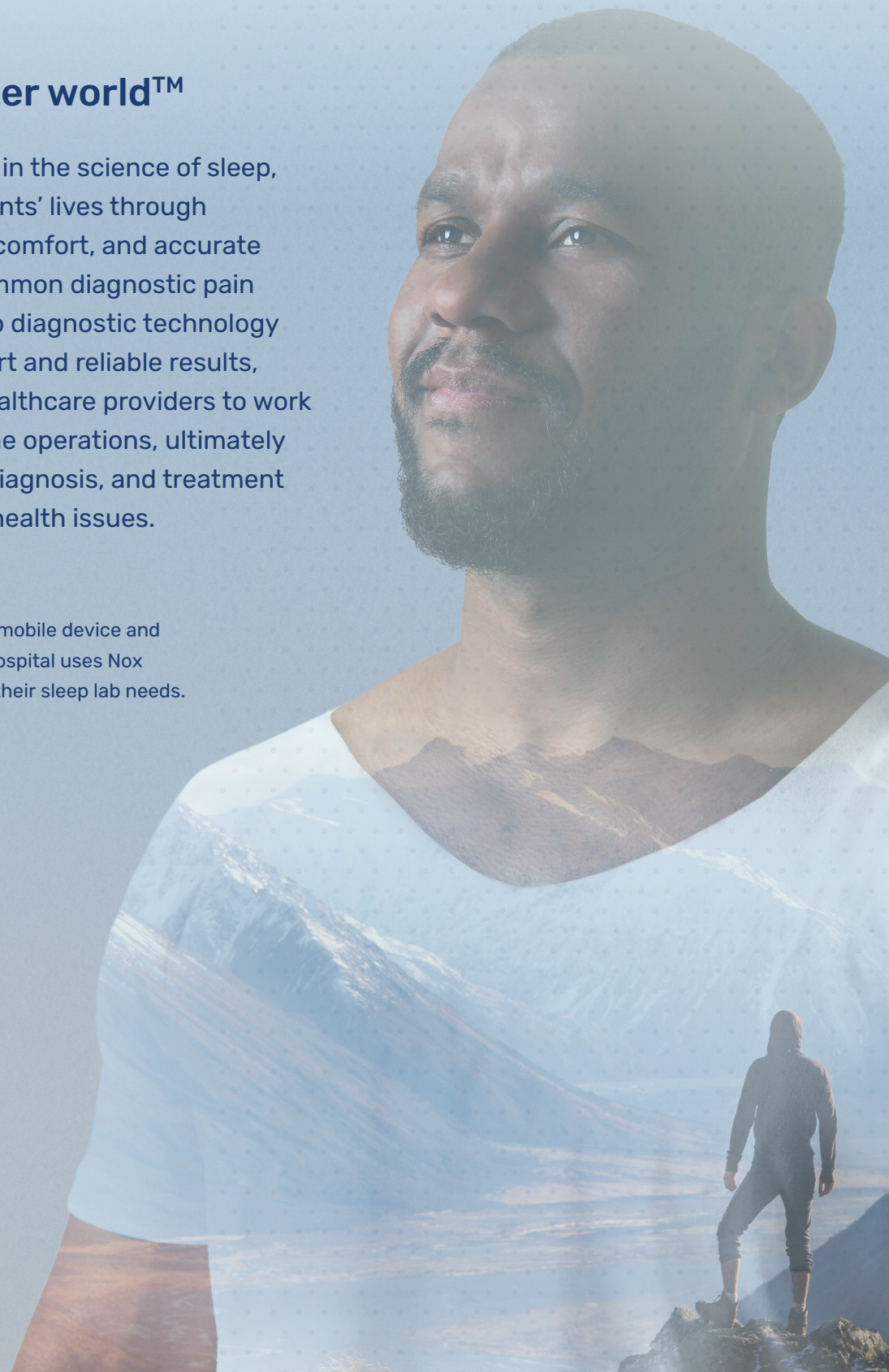
# A Vision for the Future of Sleep Medicine

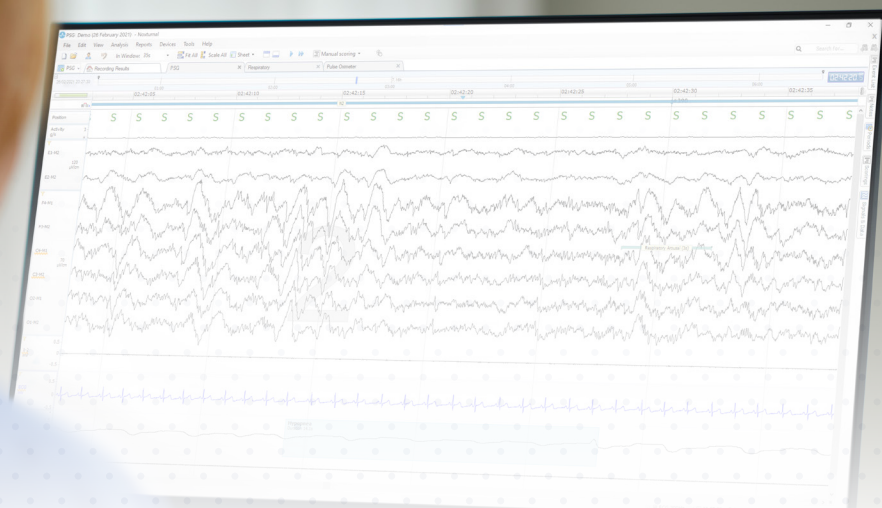
## Wake up to a brighter world™

Nox Medical is a global leader in the science of sleep, transforming millions of patients' lives through streamlined diagnostic care, comfort, and accurate diagnoses. By addressing common diagnostic pain points with easy-to-use sleep diagnostic technology that prioritizes patient comfort and reliable results, Nox Medical enables sleep healthcare providers to work more efficiently and streamline operations, ultimately enhancing the assessment, diagnosis, and treatment of the full spectrum of sleep health issues.



**Scan the QR code** with your mobile device and watch how Tampa General Hospital uses Nox diagnostic equipment for all their sleep lab needs.





# Customer Support That You Can Count on Years of Experience in Sleep and Support

Many Nox customers have come to know the unprecedented support that we provide when implementing new Nox devices and Noxturnal software. Overall, we make customer support simple and straightforward.

The Nox Medical customer support team is United States-based and staffed by registered sleep technologists and experienced IT professionals. The support team is available seven days per week, 24 hours per day, by phone and email. Our support extends beyond the warranty period of the equipment for the life of the device.

**844 4SLEEP6 or 844-475-3376**  
and **support@noxmedical.com**

The following are medical devices cleared for clinical use by the FDA at the direction of a physician:  
Nox T3 system, Nox A1 system, Noxturnal, Noxturnal Web, Nox RIP belts and Nox AI Scoring (DeepRESP K241960) .  
For more information on specific Nox Medical devices as part of the service offering,  
please consult manufacturer's instruction for use and contraindications at [noxmedical.com/downloads-USA](http://noxmedical.com/downloads-USA)

The Nox Connect is not a medical device. It serves as an interface with Nox Medical devices that meet the necessary regulatory requirements for legal sale in applicable jurisdictions.

Distributed by:  
**nox** MEDICAL

**CE 2797**  
Caution: US federal law restricts this device to sale by, or on the order of a licensed medical practitioner

**USA Manufactured by:** Nox Medical | Katrinartuni 2 | 105 Reykjavik | Iceland | +(354) 570 7170 | [info@noxmedical.com](mailto:info@noxmedical.com) | [noxmedical.com](http://noxmedical.com)  
**US Address:** 100 Kimball Place | Suite 100 | Alpharetta, GA 30009 | United States